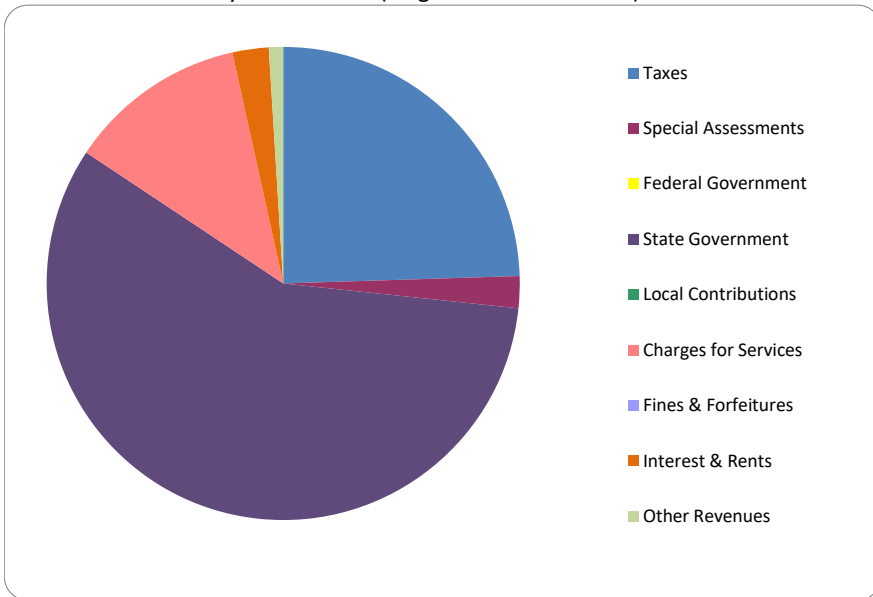


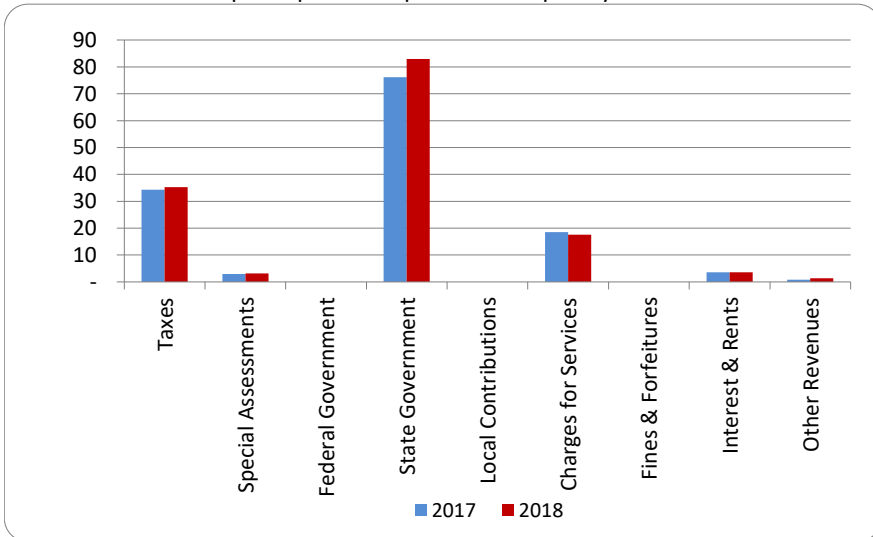
1. Where our money comes from (all governmental funds)



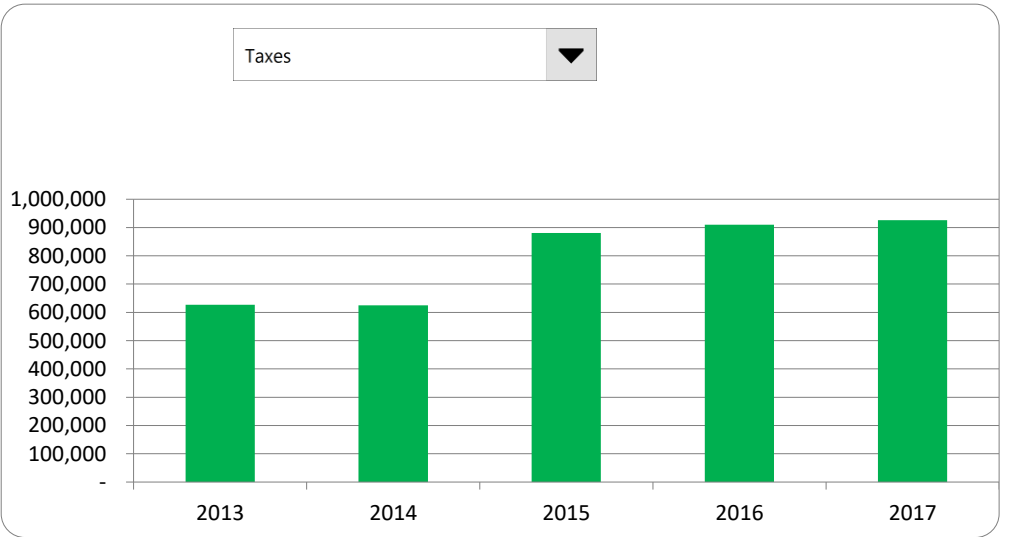
2. Compared to the prior year

	2016	2017	% change
Taxes	\$ 909,417	\$ 925,804	1.80%
Special Assessments	78,530	82,377	4.90%
Federal Government	-	-	N/A
State Government	2,021,959	2,178,882	7.76%
Local Contributions	-	-	N/A
Charges for Services	490,164	461,393	-5.87%
Fines & Forfeitures	-	-	N/A
Interest & Rents	95,135	93,613	-1.60%
Other Revenues	23,134	36,885	59.44%
<b>Total Revenues</b>	<b>\$ 3,618,339</b>	<b>\$ 3,778,954</b>	<b>4.44%</b>

3. Revenue sources per capita - compared to the prior year



4. Historical trends of individual sources

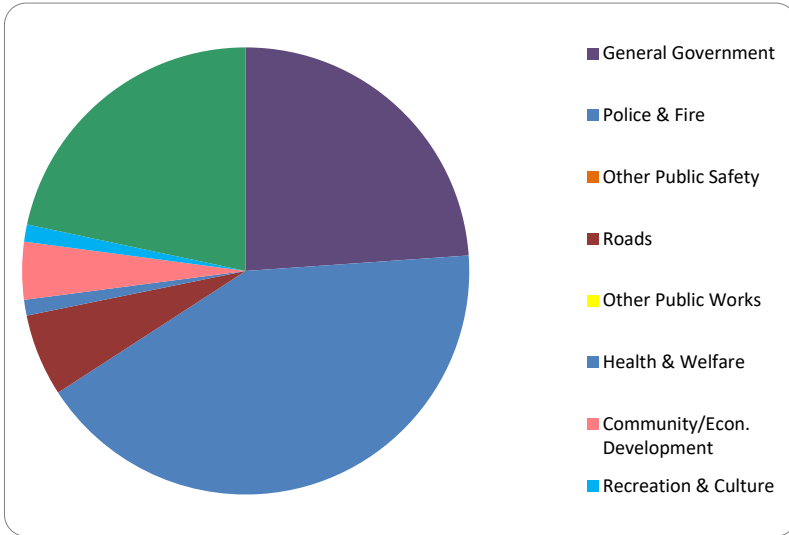


Commentary:

**CITIZEN'S GUIDE TO LOCAL UNIT FINANCES - Gains Charter Township (41-1100)**

**EXPENDITURES**

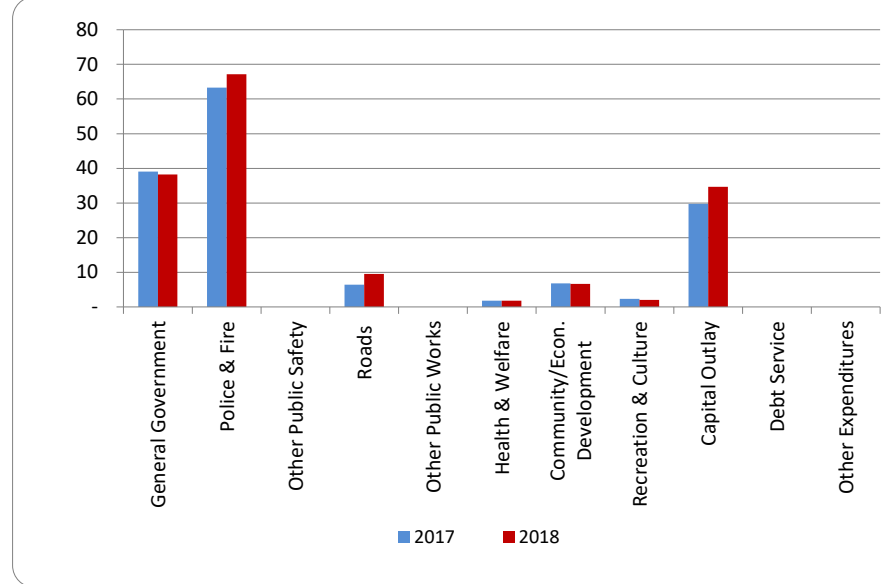
**1. Where we spend our money (all governmental funds)**



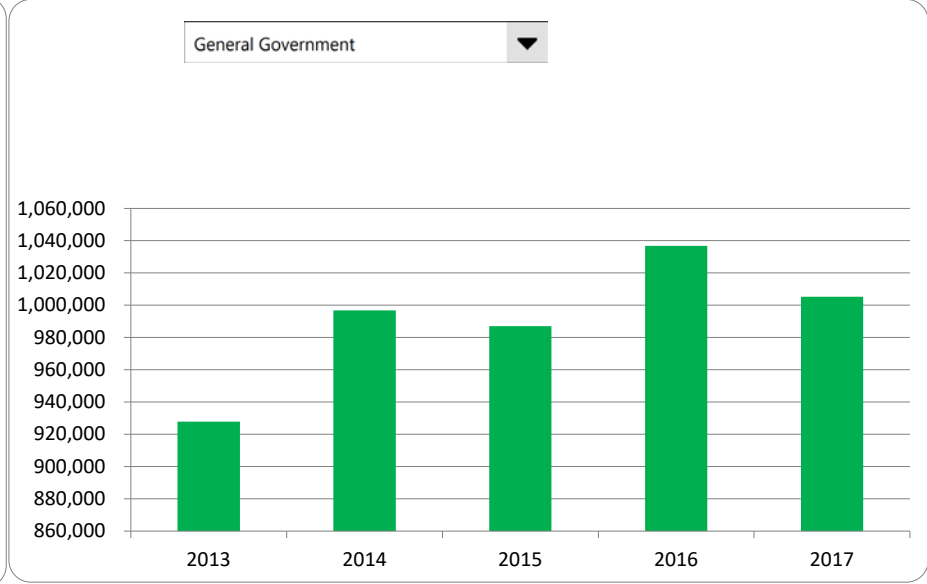
**2. Compared to the prior year**

	<u>2016</u>	<u>2017</u>	<u>% change</u>
General Government	\$ 1,036,885	\$ 1,005,210	-3.05%
Police & Fire	1,678,974	1,764,690	5.11%
Other Public Safety	-	-	N/A
Roads	169,328	250,591	47.99%
Other Public Works	-	-	N/A
Health & Welfare	48,638	47,917	-1.48%
Community/Econ. Development	180,797	174,995	-3.21%
Recreation & Culture	61,766	52,247	-15.41%
Capital Outlay	789,233	911,214	15.46%
Debt Service	-	-	N/A
Other Expenditures	-	-	N/A
<b>Total Expenditures</b>	<b>\$ 3,965,621</b>	<b>\$ 4,206,864</b>	<b>6.08%</b>

**3. Spending per capita - compared to the prior year**



**4. Historical trends of individual departments:**

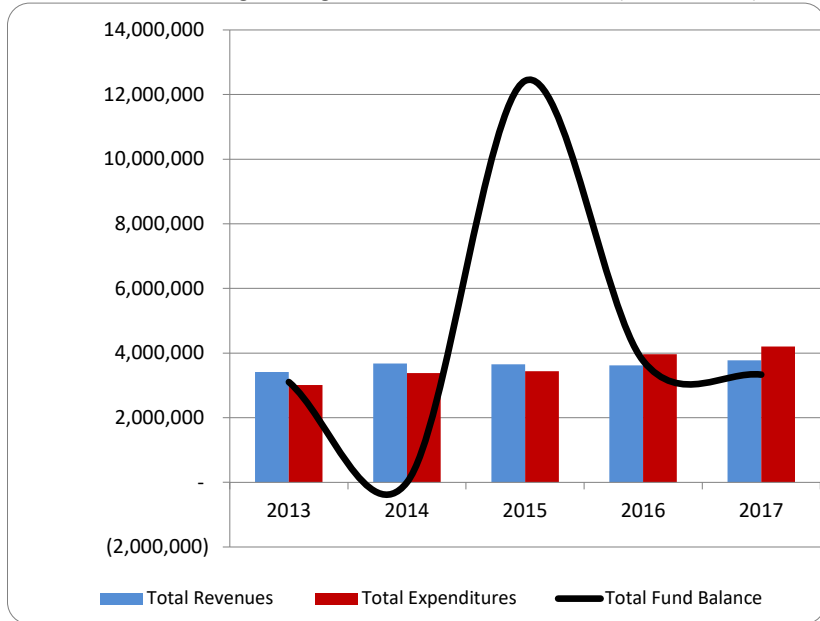


Commentary:

**CITIZEN'S GUIDE TO LOCAL UNIT FINANCES - Gaines Charter Township (41-1100)**

**FINANCIAL POSITION**

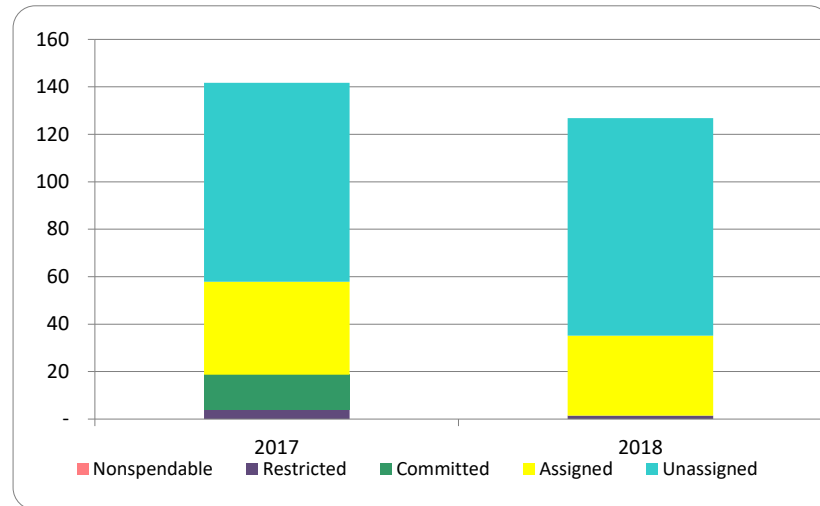
1. How have we managed our governmental fund resources (fund balance)?



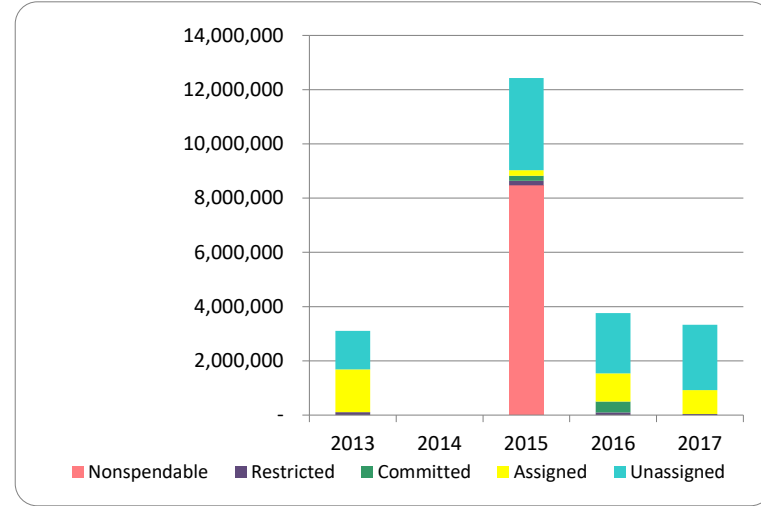
2. Compared to the prior year

	2016	2017	% change
Revenue	3,618,339	3,778,954	4.44%
Expenditures	3,965,621	4,206,864	6.08%
Surplus (shortfall)	(347,282)	(427,910)	23.22%
Fund balance, by component:			
Nonspendable	-	-	N/A
Restricted	103,585	39,140	-62.21%
Committed	392,772	-	-100.00%
Assigned	1,039,389	885,148	-14.84%
Unassigned	2,225,774	2,409,322	8.25%
total fund balance	3,761,520	3,333,610	-11.38%

3. Fund balance per capita - compared to the prior year



4. Historical trends of individual components

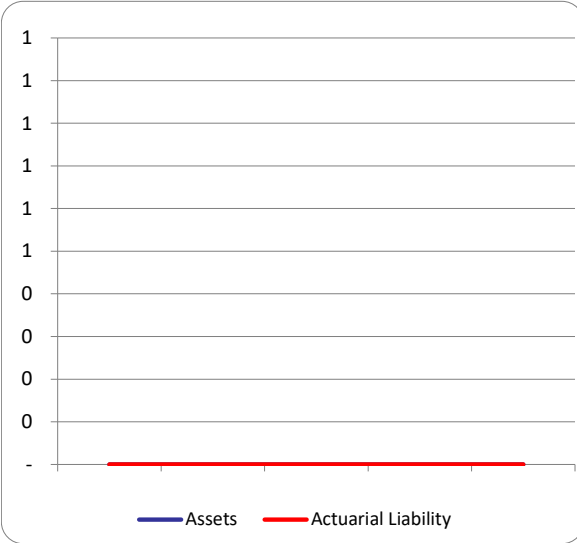


Commentary:

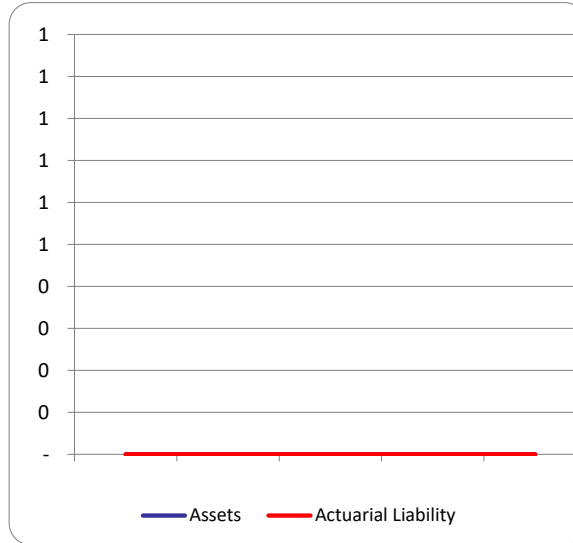
**CITIZEN'S GUIDE TO LOCAL UNIT FINANCES - Gaines Charter Township (41-1100)**

**OTHER LONG TERM OBLIGATIONS**

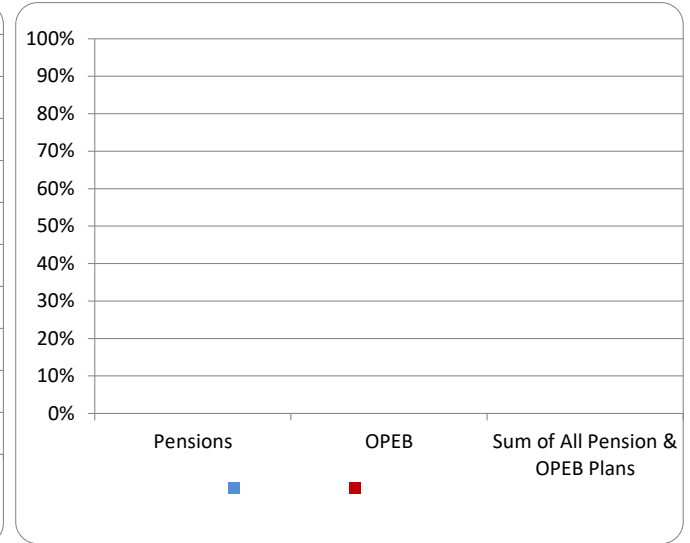
1. Pension funding status



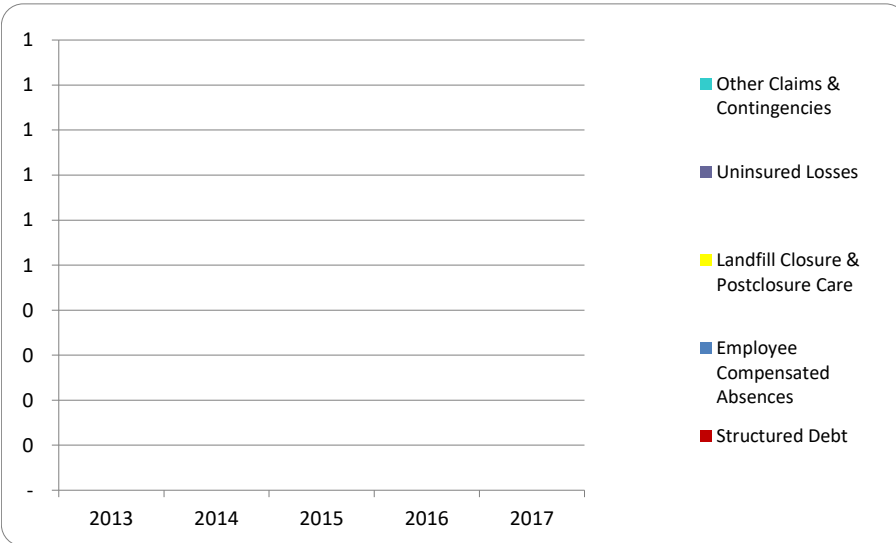
2. Retiree Health care funding status



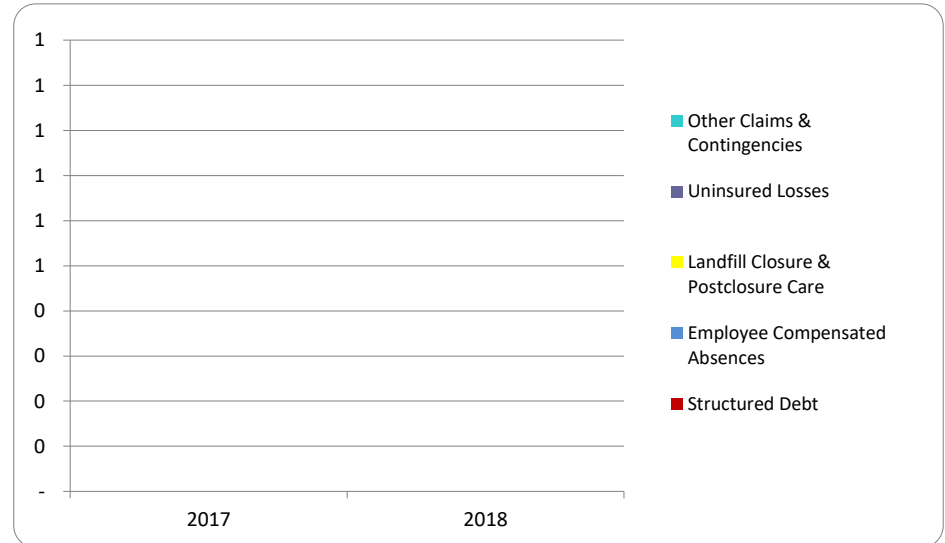
3. Percent funded - compared to the prior year



4. Long Term Debt obligations:



5. Debt & other long term obligations per capita - compared to the prior year



Commentary: GAINES CHARTER TOWNSHIP HAS NO DEBT OBLIGATIONS INCLUDING BONDS OR POST EMPLOYMENT BENEFITS OF ANY KIND,